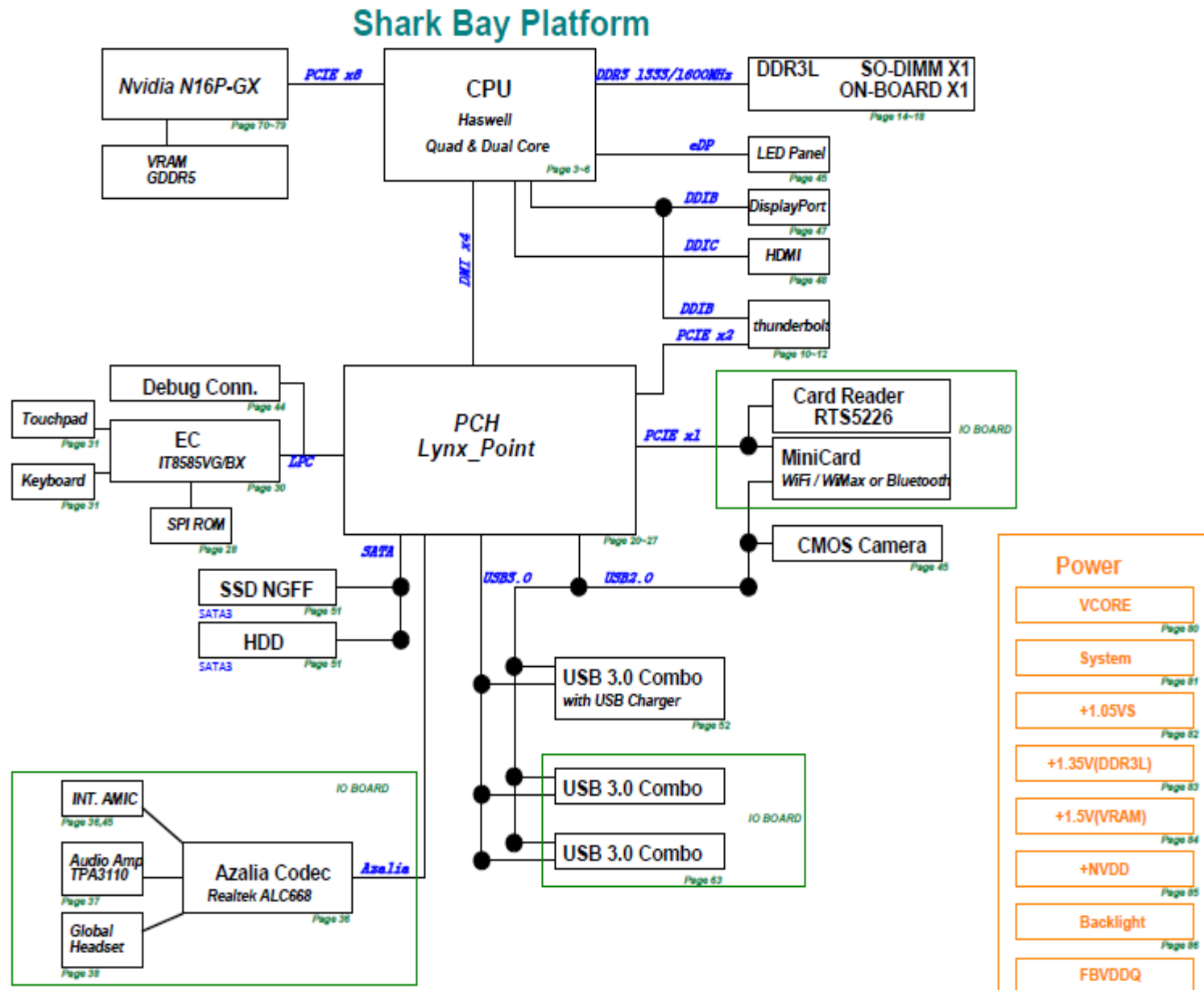
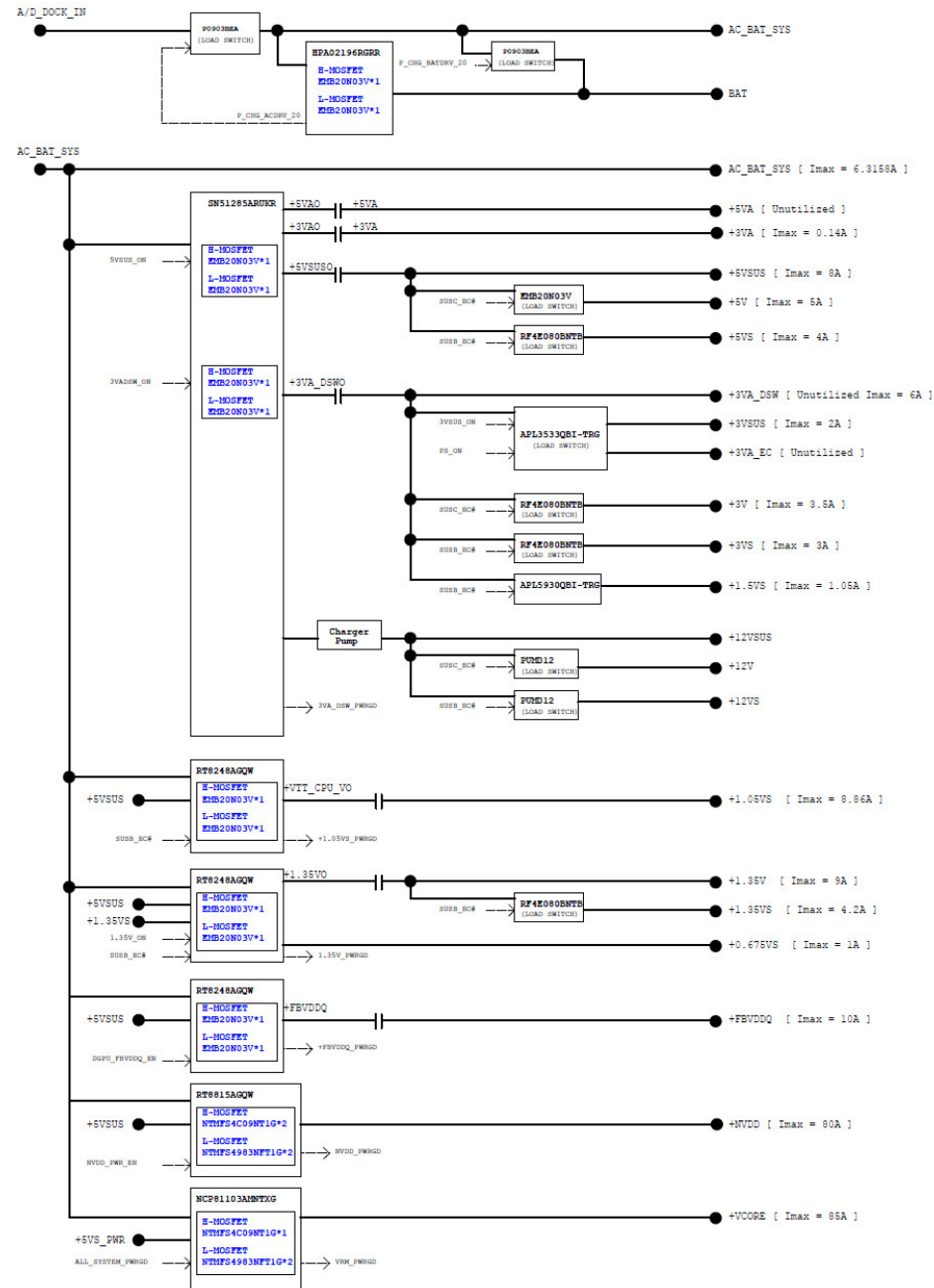


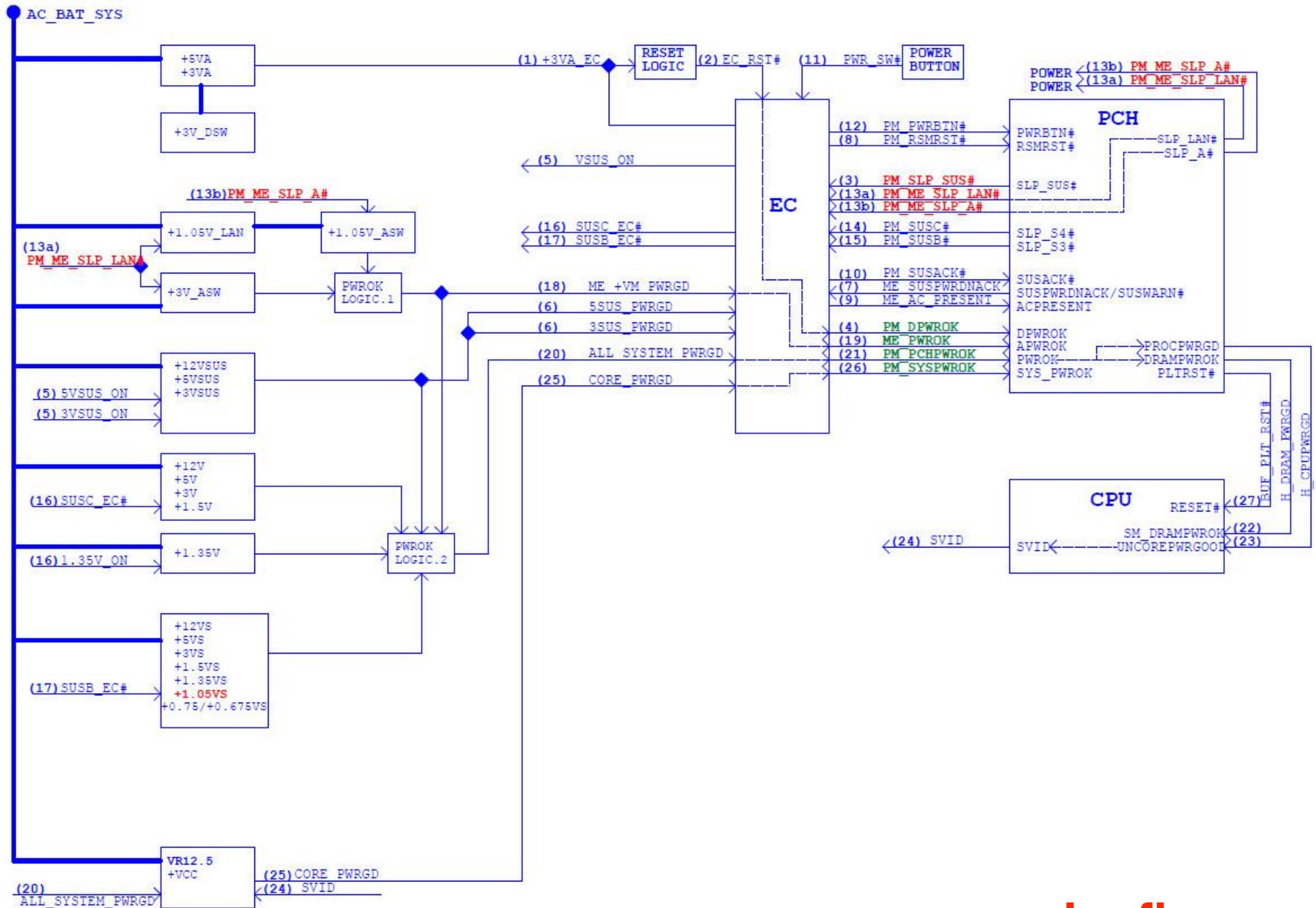
BLOCK DIAGRAM



POWER FLOW



POWER ON SEQUENCE

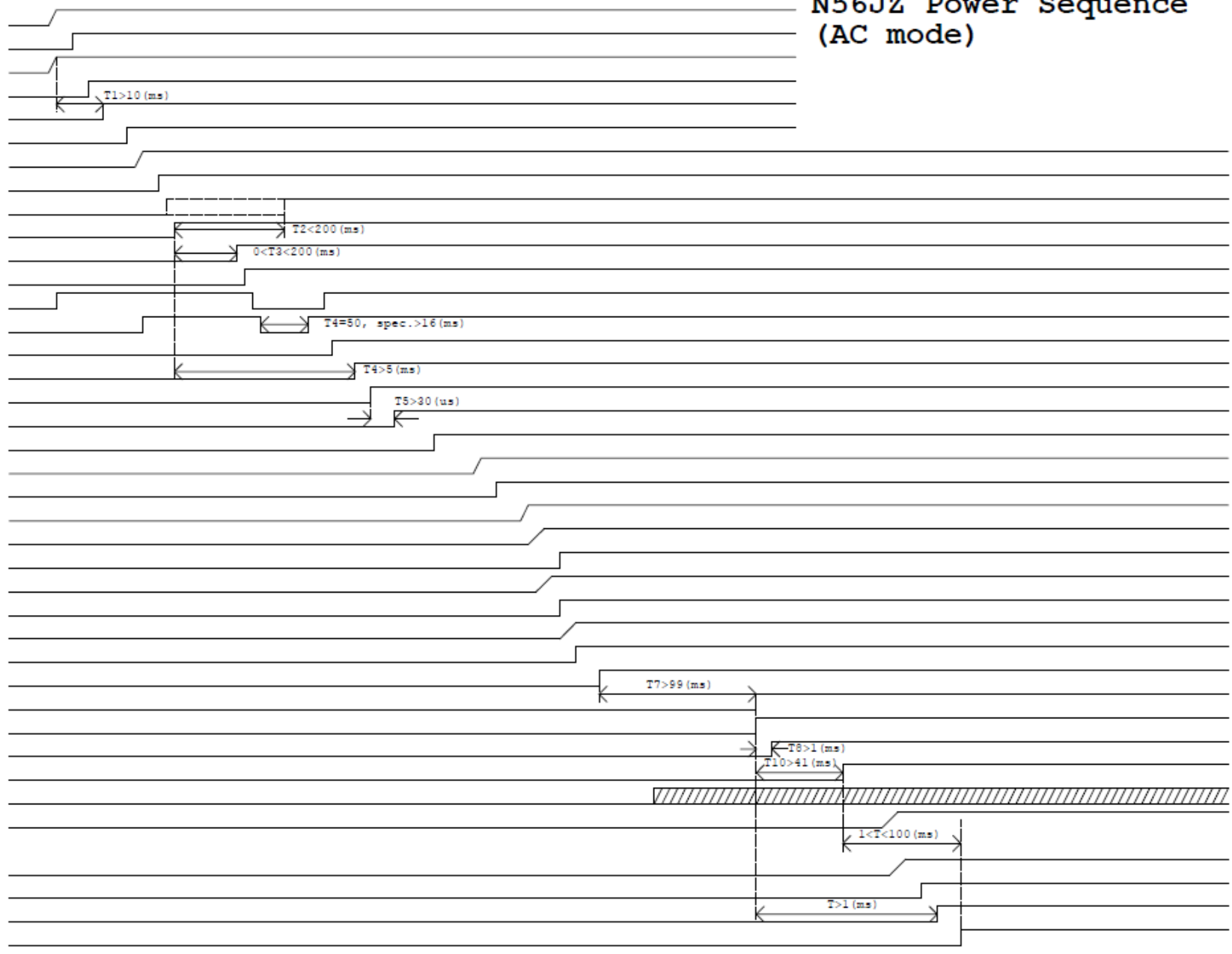


AC_IN POWER ON SEQUENCE

AC-IN Mode

- 1 +3VA/+5VA/+3VA_EC
- 2 EC_RST#
- VccDSW
- 3 PM_SLP_SUS#
- 4 PM_DPWROK
- 5 VSUS_ON
- +3VSUS/+5VSUS
- SUS_PWRGD
- 7 ME_SusPwrDnAck
- 8 PM_RSMRST#
- 9 ME_AC_PRESENT
- 10 PM_SUSACK#
- 11 PWR_SW#
- 12 PM_PWRBTN#
- 13(a) PM_ME_SLP_LAN#
- 13(b) PM_ME_SLP_A#
- 14 PM_SUSC#
- 15 PM_SUSB#
- 16 SUSC_EC#
- +1.5V/+3V/+5V
- 17 SUSB_EC#
- +0.6VS/+0.75VS/+1.5VS//+1.8VS/+3VS/+5VS
- +PEX_VDD/+1.5VSG/+1.8VSG/+3VSG/+NVDD
- 20 SYSTEM_PWRGD
- +VTT_CPU
- 21 +VTT_CPU_PWRGD
- +0.8VS
- 22 +0.8VS_PWRGD
- 23 ALL_SYSTEM_PWRGD
- 24 PM_PCHPWROK
- 25 PM_SYSPWROK
- 26 H_DRAM_PWRGD
- 27 H_CPUPWRGD
- 28 SVID
- +VCORE
- +VccGFX
- 29 VRM_PWRGD
- 30 SUS_SATA#
- 31 BUF_PLT_RST#

N56JZ Power Sequence (AC mode)




DC_IN POWER ON SEQUENCE


DC-IN Mode

N56JZ Power Sequence
(DC mode)

- 1 +3VA/+5VA/+3VA_EC
- 2 EC_RST#
- VccDSW
- 3 PM_SLP_SUS#
- 4 PM_DPWROK
- 5 PWR_SW#
- 6 VSUS_ON
- +3VSUS/+5VSUS
- 7 SUS_PWRGD
- 8 ME_SusPwrDnAck
- 9 PM_RSMRST#
- 10 ME_AC_PRESENT
- 11 PM_SUSACK#
- 12 PM_PWRBTN#
- 13(a) PM_ME_SLP_LAN#
- 13(b) PM_ME_SLP_A#
- 14 PM_SUSC#
- 15 PM_SUSB#
- +1.05VM_LAN
- +1.05VM/+3VM
- 16 SUSC_EC#
- +1.5V/+3V/+5V
- 17 SUSB_EC#
- +0.75VS/+1.5VS//+1.8VS/+3VS/+5VS
- 18 ME_+VM_PWRGD
- 19 ME_PWROK
- 20 SYSTEM_PWRGD
- +VTT_CPU
- 21 +VTT_CPU_PWRGD
- +0.8VS
- 22 +0.8VS_PWRGD
- 23 ALL_SYSTEM_PWRGD
- 24 PM_PCHPWROK
- 25 H_DRAM_PWRGD
- 26 H_CPUPWRGD
- 27 SVID
- +VCORE
- +VccGFX
- 28 VRM_PWRGD
- 29 PM_SYSPWROK
- 30 BUF_PLT_RST#



Signal Measure Point-Bottom



Signal Measure Point-Top

